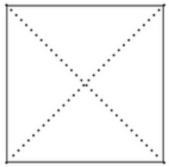


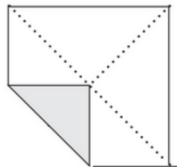
FUTUREyou Chatterbox

How to fold your chatterbox.

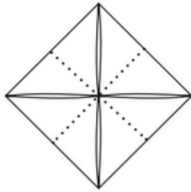
1. Fold each corner to the opposite corner



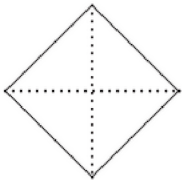
2. Fold all corners to the centre of the paper



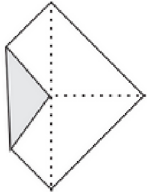
3. Your paper should look like this



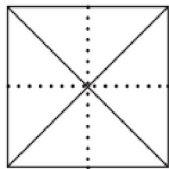
4. Turn your paper over so the folds are face down



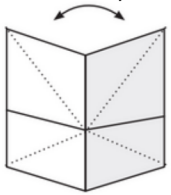
5. Fold all corners to the centre of the paper



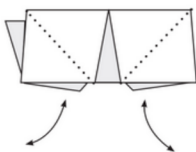
6. Your paper should look like this



7. Fold your paper in half horizontally and vertically



8. Put your fingers under the four open corners



9. This is how your finished product should look



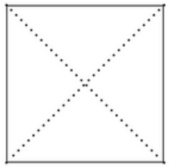
S	1	2	3
8	Name two things you need science for in everyday life.	Name two things you need technology for in everyday life.	Name two jobs that use technology.
Name two jobs that use science.	Name two jobs that use mathematics.	Name two jobs that use engineering.	4
7	Name two things you need mathematics for in everyday life.	Name two things you need engineering for in everyday life.	5
M	9	6	5
6	9	6	5
6	9	6	5
6	9	6	5
6	9	6	5
6	9	6	5
6	9	6	5
6	9	6	5
6	9	6	5
6	9	6	5
6	9	6	5
6	9	6	5
6	9	6	5
6	9	6	5
6	9	6	5
6	9	6	5
6	9	6	5
6	9	6	5
6	9	6	5
6	9	6	5
6	9	6	5
6	9	6	5
6	9	6	5
6	9	6	5
6	9	6	5
6	9	6	5
6	9	6	5
6	9	6	5
6	9	6	5
6	9	6	5
6	9	6	5
6	9	6	5
6	9	6	5
6	9	6	5
6	9	6	5
6	9	6	5
6	9	6	5
6	9	6	5
6	9	6	5
6	9	6	5
6	9	6	5
6	9	6	5
6	9	6	5
6	9	6	5
6	9	6	5
6	9	6	5
6	9	6	5
6	9	6	5
6	9	6	5
6	9	6	5
6	9	6	5
6	9	6	5
6	9	6	5
6	9	6	5
6	9	6	5
6	9	6	5
6	9	6	5
6	9	6	5
6	9	6	5
6	9	6	5
6	9	6	5
6	9	6	5
6	9	6	5
6	9	6	5
6	9	6 </	

FUTUREyou Chatterbox

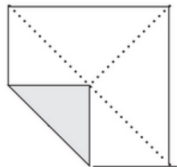


How to fold your chatterbox.

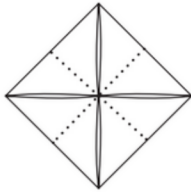
1. Fold each corner to the opposite corner



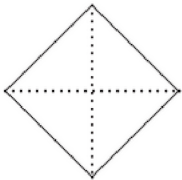
2. Fold all corners to the centre of the paper



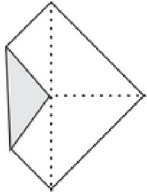
3. Your paper should look like this



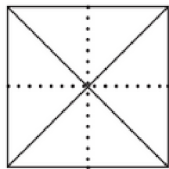
4. Turn your paper over so the folds are face down



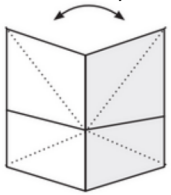
5. Fold all corners to the centre of the paper



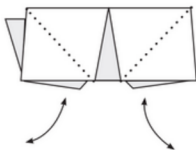
6. Your paper should look like this



7. Fold your paper in half horizontally and vertically



8. Put your fingers under the four open corners






9. This is how your finished product should look



Discover lots more free and exciting
STEM-related activities at

www.futureyouaustralia.com.au

	<p>1</p>	<p>2</p>	
<p>8</p>	<p>Name two things for you need science for in everyday life.</p>	<p>Name two things you need technology for in everyday life.</p>	<p>3</p>
<p>Name two jobs that use science.</p>	<p>Name two things you need mathematics for in everyday life.</p>	<p>Name two things you need engineering for in everyday life.</p>	<p>4</p>
<p>7</p> 	<p>9</p>	<p>5</p>	